



### SMALL CRAWLING AND FLYING ANIMALS

*Observations, Records, and Drawings*

*Name:*

*Date:*

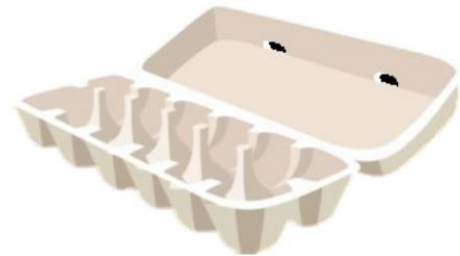
### BUG COLLECTOR CHALLENGE FOR STUDENTS IN AN APARTMENT

There are many small animals that live all around us – on trees and plants in our backyard, in the soil and dead leaves beneath our feet, and even in our house. **LET'S FIND SOME TO STUDY!**

Students with an apartment: take the **BUG COLLECTOR** challenge in your front room!

#### 1. What you need:

- A container (e.g. an old yoghurt container, margarine carton, or jam jar)
- A pair of tweezers
- An empty egg carton
- Paints or felt-tip pens



#### 2. What to do:



- Go around your house and hunt for small animals (like flies and bugs) that have flown in the door and become trapped inside. Often they fly into the windows and will have fallen onto the window sills or floor below. Those are good places to look.
- When you find one very carefully pick it up with the tweezers and put it in your container. If the insect is still alive carry it outside and set it free.
- Find 12 small animals for your collection. Be patient – you may have to look around your house for more than one day. If you have a balcony, that is a good place to look too (many insects get attracted to the light of the windows at night).

#### 3. Once you have found 12 small animals, study your specimens:

- What kind of animal is this? (e.g. a beetle, spider, fly, bug, etc.)
- What does this small animal eat?  
**HINT:** Ask your parent to check the notes they have.
- Flip the small animals over with your tweezers – what do you see underneath? What do you see on the back? Look closely at the head – can you see eyes? What else?
- If you find a dead wasp look for the point of the stinger showing at the tip of the abdomen. If you can't see it, carefully press the abdomen with your tweezers and it will emerge.  
**WARNING:** only do this with an adult to help, the stinger can still sting!



4. **Make a drawing of two of the small animals you capture:**



5. **Decorate a box for your collection:**

- Once you have finished your observations decorate your collection box (the egg carton).
- Use paints and/or felt-tip pens to draw the small animals you found having a party. Make sure they have the right food to eat (other small animals, bits of plants, or dead things).

6. **Put your specimens in your Collection Box:**

When you have finished decorating you egg box carefully put your small animal collection into the box, with one in each space.

**Send me a photo to claim your BUG COLLECTOR BADGE**

Email to [education@theweaselhead.com](mailto:education@theweaselhead.com) or mail to **WGPPS, PO Box 36032, Calgary T3E 7C6**



  
**THANKS FOR  
COMPLETING  
THE WEASELHEAD  
AT HOME  
FIELD TRIP**

